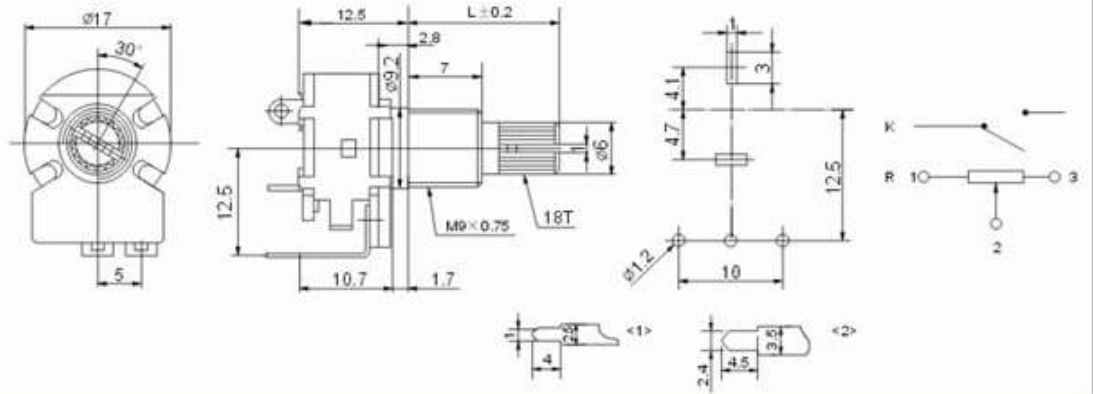
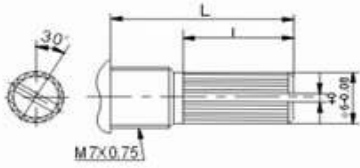


WH160AK-4S-φ6-2



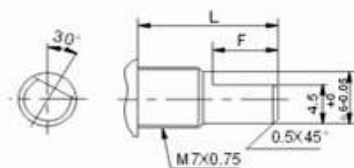
● 18T



L 15 20 25 30

I 7 12 12 12

F



L 15 20 25 30

F 7 12 12 12

## Mechanical characteristics: 机械性能

WH160系列

WH148-1AK

Total rotation angle 总旋转角度	300°±5°	
Rotation torque 旋转力矩	2~20mN.m(20~200gf.cm)	
Shaft stop strength 止档强度	3 Kg f. cm/min	6 Kg f. cm/min
Push pull strength 轴推拉强度	70N	
Switch working angle/stroke 开关动作角度	35°±5°	
Switch operating torque 开关操作力	50~300gf.cm	

## Electrical characteristics: 电气性能

Total resistance 总阻值	5 KΩ ~2MΩ	
Resistance taper 电阻规律	A、B、C	
Rated wattage 额定功率	Curve B :0.125 W Other than B:0.063 W	
Max. operating voltage 最高使用电压	Curve B :200V Other than B:150V	
Insulation resistance 绝缘电阻	More than 100MΩ at DC500V	
Dielectric 抗电强度	AC500V, 1 minute	
Resistance tolerance 阻值偏差	±20 %	
Rotational noise 转动噪音	≤47mV	
Residual resistance 残留电阻	R≥250 KΩ 0.1 % max. of total resistance 250 KΩ>R>10 KΩ 20 Ω max. 10 KΩ ≥R 10 Ω max.	
Switch contact resistance 开关接触电阻	Less than 20mΩ	
Rating switching power 开关额定功率	12DC 1A	16DC 3A

## Durability: 耐久性能

Mechanical life 机械寿命	10,000 cycles	
Switch life 开关寿命	10,000 cycles	